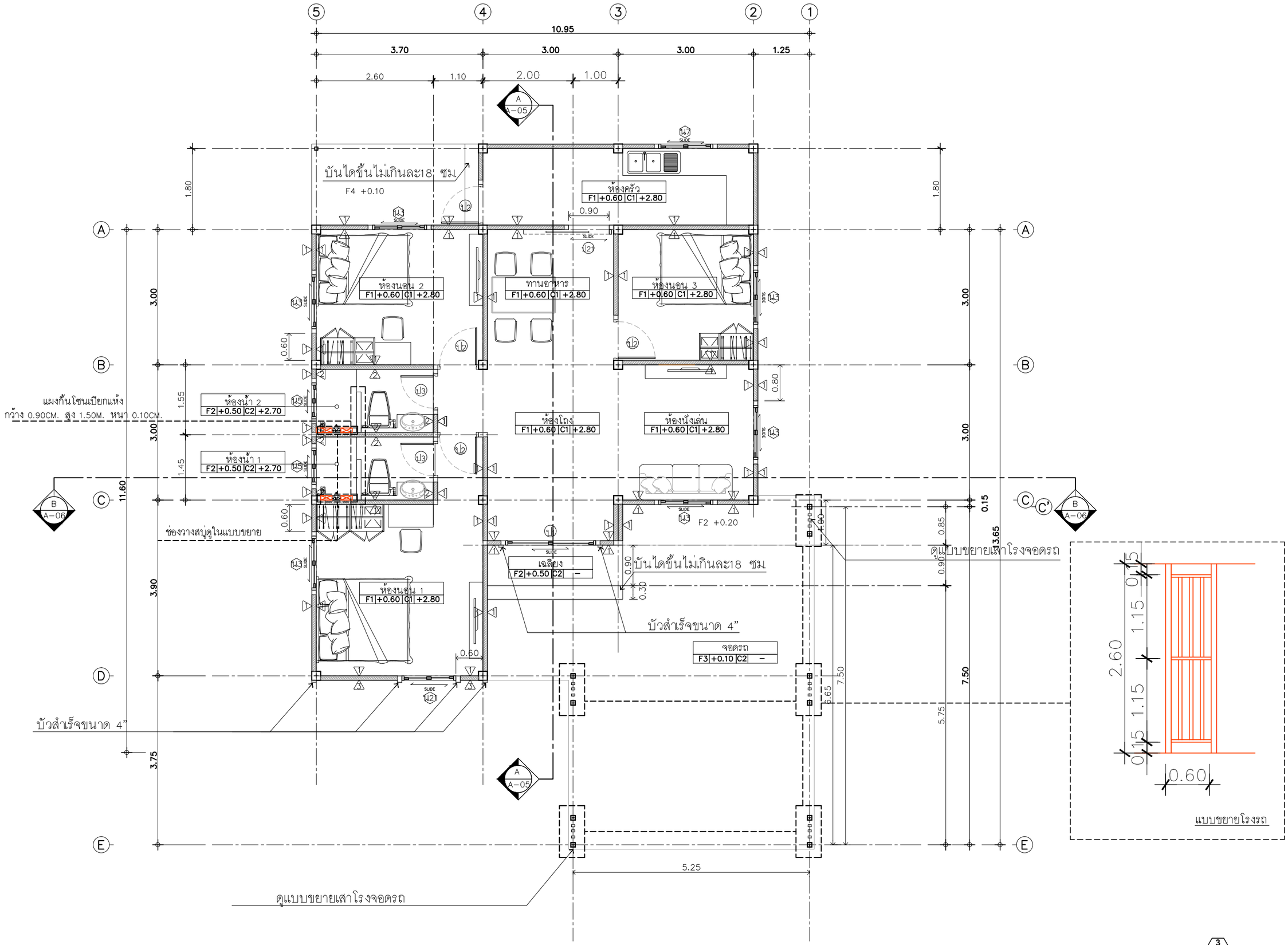

แปลนพื้นชั้นล่าง
IN SCALE 1 : 75

QDHouse

PROJECT

DATE :

ARCHITECT

STRUCTURAL ENGINEER

SANITARY ENGINEER
-

MECHANICAL ENGINEER
-

LANDSCAPE PROJECT
-

REVISE

No.	Detail	Date

KEY PLAN

DRAWING TITLE
แปลนพื้น

SCALE : 1: 75

Drawing No: A–06

Sheet No : 06 00

DOCUMENT No :

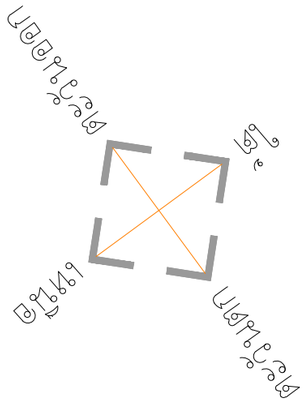

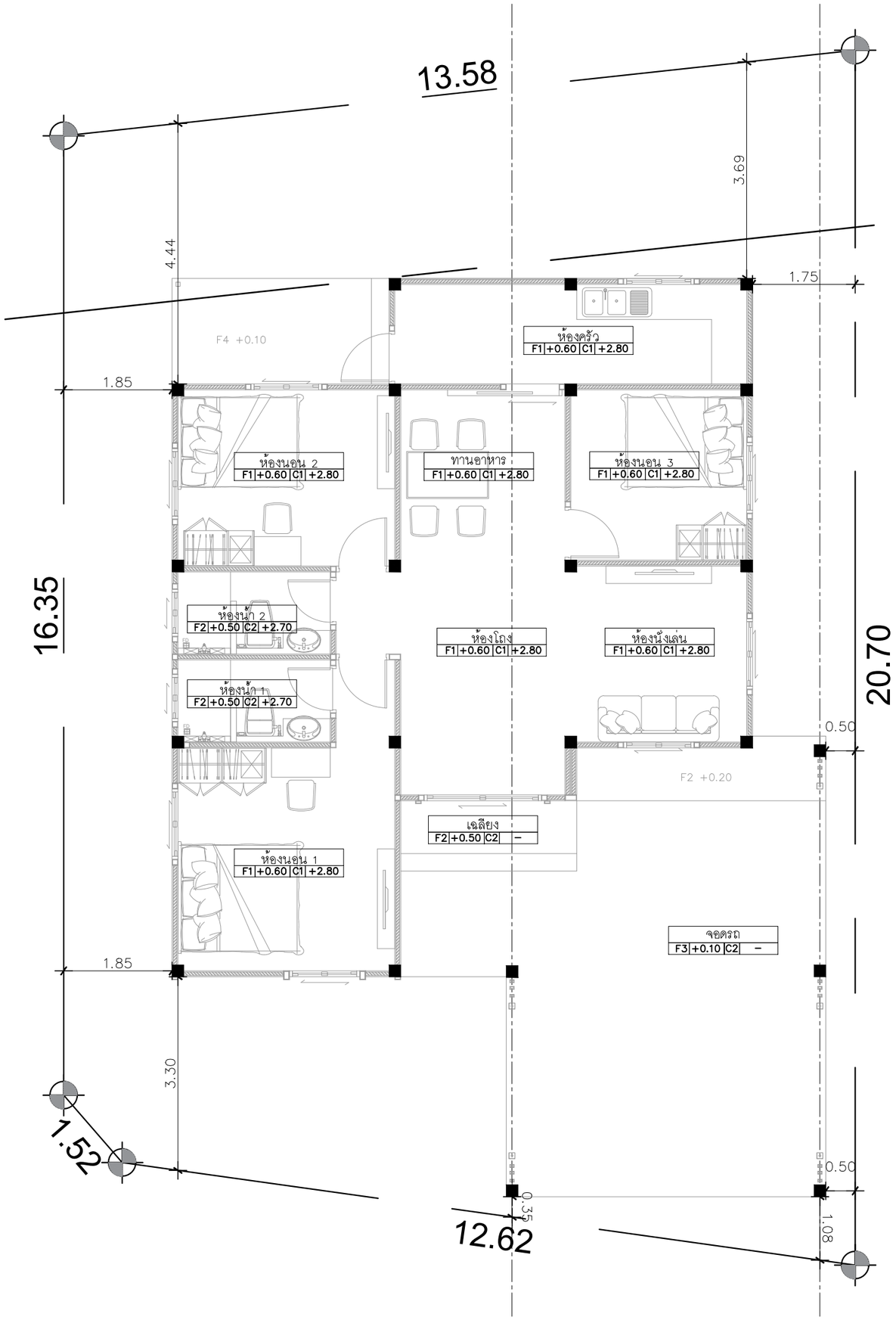

ผังบริเวณ

IN SCALE 1 : 75

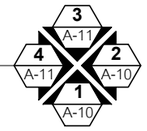

QDHouse

PROJECT

DATE :

ARCHITECT

STRUCTURAL ENGINEER

SANITARY ENGINEER
-

MECHANICAL ENGINEER
-

LANDSCAPE PROJECT
-

REVISE

No.	Detail	Date

KEY PLAN

DRAWING TITLE
ผังบริเวณ

SCALE :

Drawing No:

Sheet No : 00

DOCUMENT No :

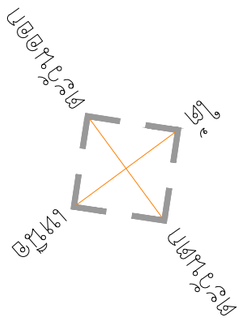

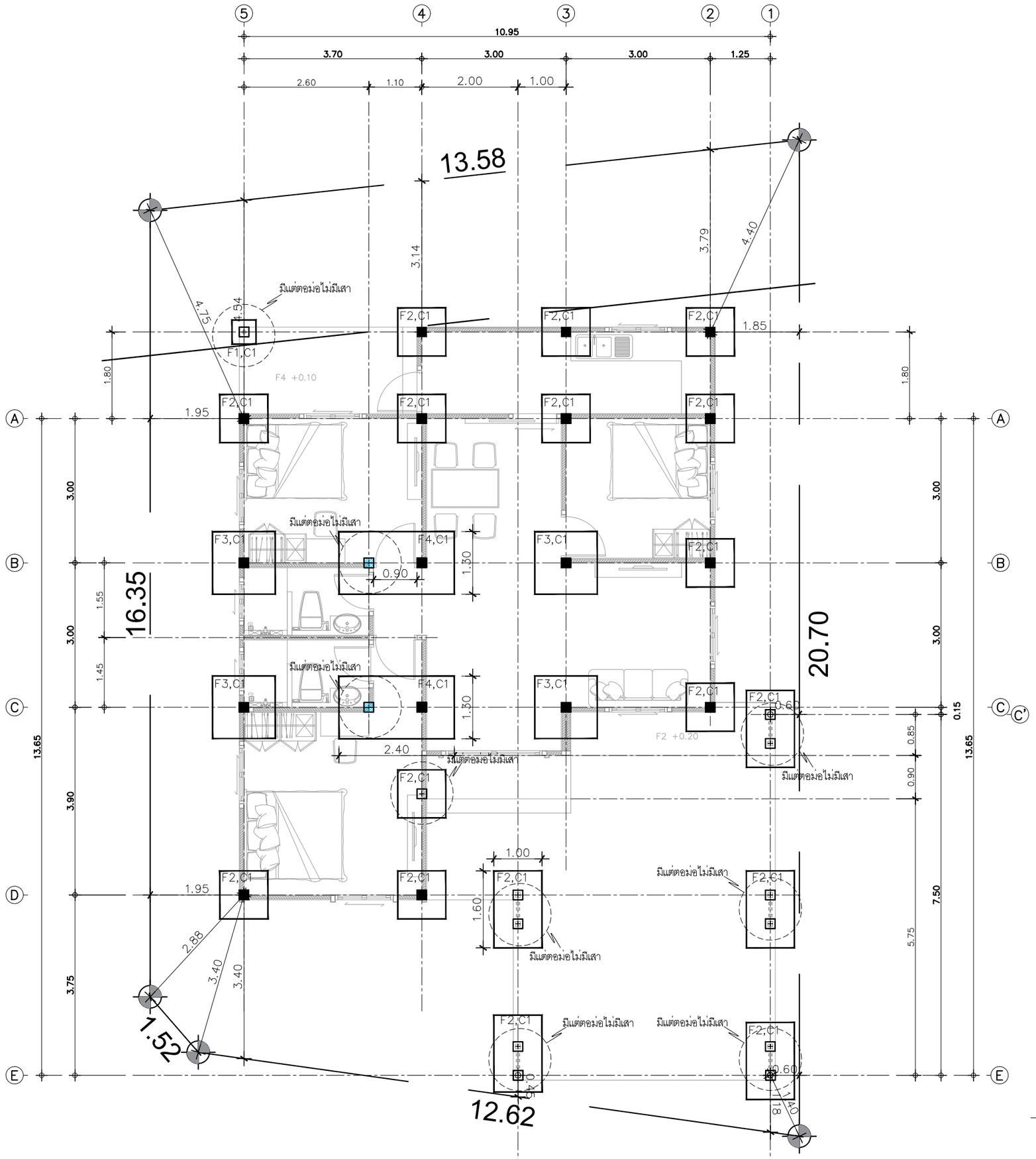

แปลนฐานราก

IN SCALE 1 : 75

PROJECT
DATE :
ARCHITECT
STRUCTURAL ENGINEER
SANITARY ENGINEER -
MECHANICAL ENGINEER -
LANDSCAPE PROJECT -

REVISE

No.	Detail	Date

KEY PLAN

DRAWING TITLE

SCALE :

Drawing No:

Sheet No : 00

DOCUMENT No :

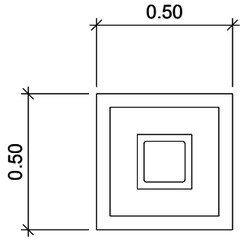

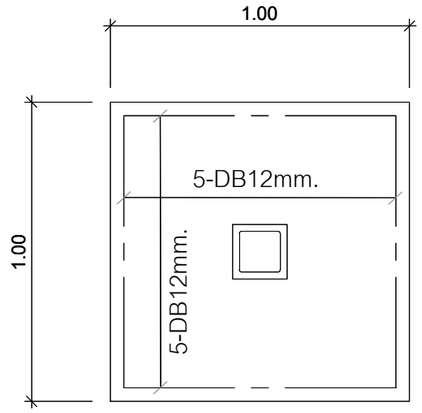

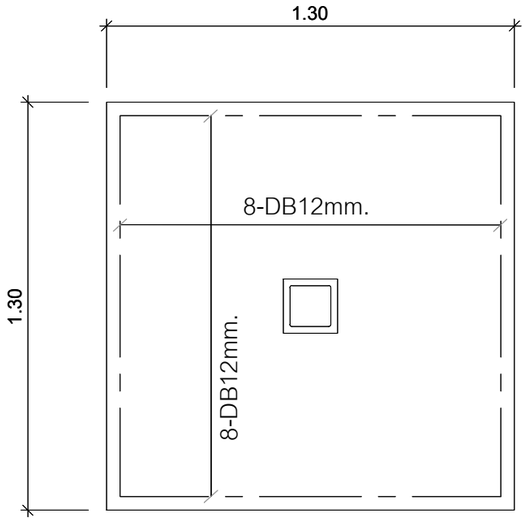

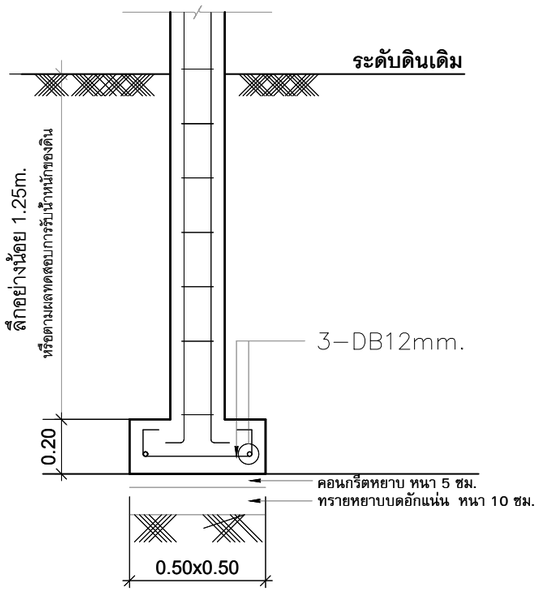

F1

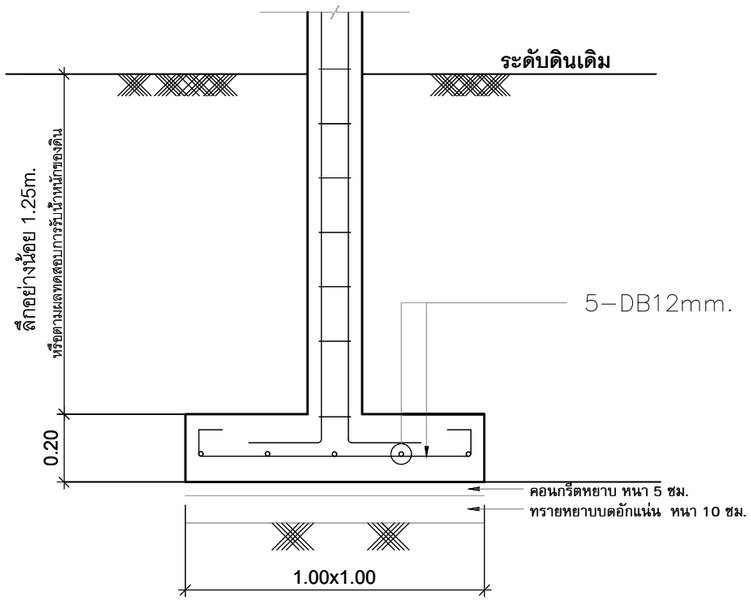

F2

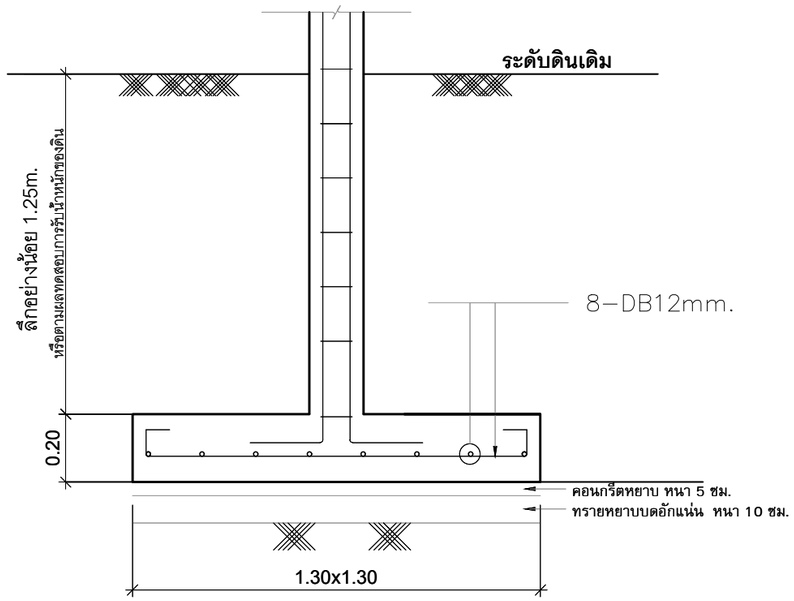

F3

**** ดินสามารถรับน้ำหนักได้ไม่น้อยกว่า 10 ตัน/ตรม.**

แบบขยายโครงสร้างฐานราก

IN SCALE 1 : 25

QDHouse

PROJECT

DATE :

ARCHITECT

STRUCTURAL ENGINEER

SANITARY ENGINEER
-

MECHANICAL ENGINEER
-

LANDSCAPE PROJECT
-

REVISE

No.	Detail	Date

KEY PLAN

DRAWING TITLE
แบบขยายโครงสร้างฐานราก

SCALE : 1: 25

Drawing No: S-05

Sheet No : 23 00

DOCUMENT No :

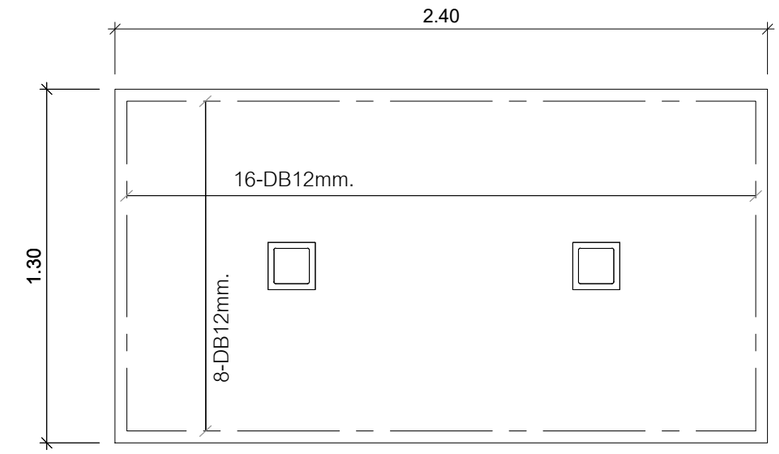

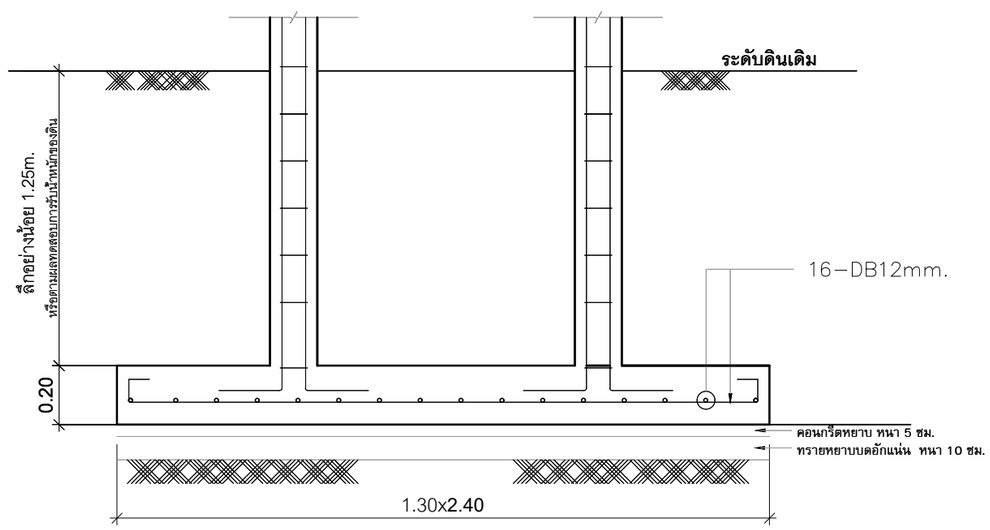

F4

QDHouse

PROJECT

DATE :

ARCHITECT

STRUCTURAL ENGINEER

SANITARY ENGINEER
-

MECHANICAL ENGINEER
-

LANDSCAPE PROJECT
-

REVISE

No.	Detail	Date

KEY PLAN

DRAWING TITLE
แบบขยายโครงสร้างฐานราก

SCALE : 1: 25

Drawing No: S-05

Sheet No : 23 00

DOCUMENT No :

รายละเอียดการเสริมเหล็กเสา

COLUMN NO. หมายเลขเสา	ตอม่อ BUNTING	พื้นชั้น 1 1st STORY PLAN
C1	0.20 × 0.20 4 DB12mm. ป RB6 @0.15m.	0.20 × 0.20 4 DB12mm. ป RB6 @0.15m.
C2	0.20 × 0.20 4 DB12mm. ป RB6 @0.15m.	0.15 × 0.15 4 DB12mm. ป RB6 @0.15m.

แบบขยายโครงสร้างเสา
IN SCALE 1 : 25

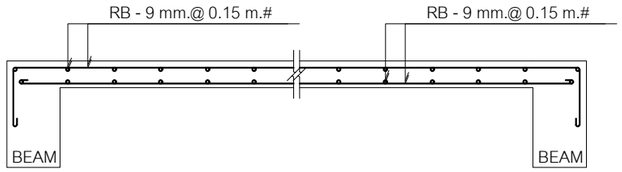

แบบขยายพื้น S
IN SCALE 1 : 25

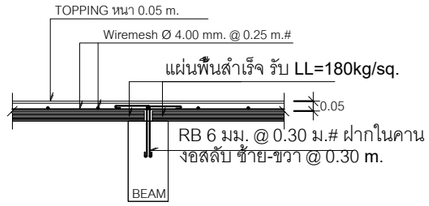

แบบขยายพื้น PS
IN SCALE 1 : 25

รายละเอียดการเสริมเหล็กคาน

0.20 × 0.40 2 DB12mm. ป RB6 @0.18m. 2 DB12mm. B1	0.20 × 0.40 2 DB12mm. ป RB6 @0.18m. 3 DB12mm. B2	0.20 × 0.40 2 DB12mm. ป RB6 @0.18m. 4 DB12mm. B3
0.20 × 0.40 2 DB12mm. ป RB6 @0.18m. 5 DB12mm. B4	0.20 × 0.50 2 DB12mm. ป RB6 @0.18m. 5 DB12mm. B5	0.20 × 0.40 4 DB12mm. ป RB6 @0.18m. 2 DB12mm. CB1

แบบขยายโครงสร้างคาน
IN SCALE 1 : 25

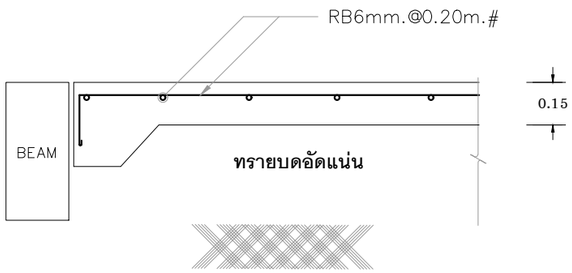

ทรายอัดแน่นชุ่มน้ำปูด้วยพลาสติกก่อนว่างเหล็กเสริม

แบบขยายพื้น GS
IN SCALE 1 : 25

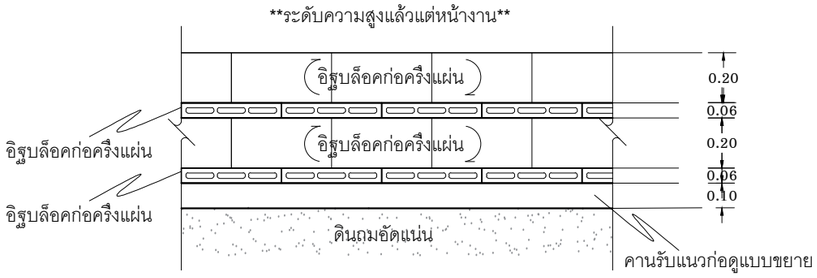

แบบขยายก่อใต้ท้องคาน
IN SCALE 1 : 25

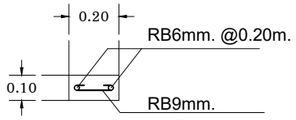

แบบขยายคานรับแนวก่อท้องคาน
IN SCALE 1 : 25

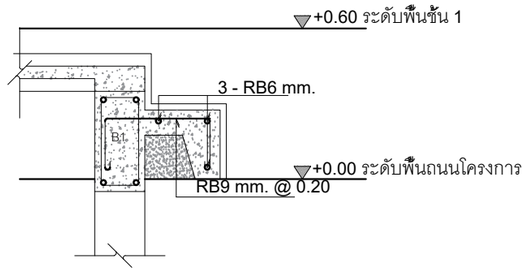

แบบขยายคานรับบันได
IN SCALE 1 : 25

QDHouse

PROJECT

DATE :

ARCHITECT

STRUCTURAL ENGINEER

SANITARY ENGINEER
-

MECHANICAL ENGINEER
-

LANDSCAPE PROJECT
-

REVISE

No.	Detail	Date

KEY PLAN

DRAWING TITLE
แบบขยายโครงสร้างเสา, พื้น

SCALE : 1: 25

Drawing No: S-06

Sheet No : 24 00

DOCUMENT No :